

PULLING HEADS

Minimize your pull time and maximize your profits by adding color-coded pulling heads from Encore Wire. Reduce your setup time and pull your wire with ease; one compartment at a time or all at once.

CUSTOMIZATION

Whether your job calls for single conductors or parallels, we can customize your Reel Deal using our custom colors to fit any job you come across.

EFFICIENCY WINS

Access to all of your parallels at any time, regardless of your pull sequence. Minimize downtime between wire pulls by eliminating the need to unload and reload reels for each run.

SINGLE CONDUCTOR & PARALLEL REEL DEAL

The Reel Deal converts a traditional reel setup into one pre-loaded reel. Manage single or parallel pulls with little to no waste left behind to clean-up.

PRE-LOADED REELS

Order your Reel Deal pre-loaded in single or parallel runs from the factory on a 32", 36", 42" or 48" reel. Choose from a 3-Bay or 4-Bay reel.

SUPERSLICK ELITE®

Backed by our industry-leading warranty and unmatched fill-rates, our SuperSlick Elite® technology is available in all COLORS and SIZES in THHN/THWN-2 and XHHW-2.





CUSTOMIZED THE WAY YOU WANT IT

SAVE ON PULL TIME

SAVE ON CLEAN-UP TIME

SAVE ON LABOR TIME



encorewire.com |     



Scan to learn more.

SINGLE CONDUCTOR - COPPER FOOTAGE CHARTS

THHN/THWN-2	THHN/THWN-2 SSE®	32" Reel		36" Reel		42" Reel		48" Reel	
	Wire Size (AWG or KCMIL)	Footage per Bay for 4-Bay	Total Footage for 4-Bay	Footage per Bay for 4-Bay	Total Footage for 4-Bay	Footage per Bay for 4-Bay	Total Footage for 4-Bay	Footage per Bay for 4-Bay	Total Footage for 4-Bay
	8 AWG	3500'	14,000'	5000'	20,000'	8000'	32,000'	12,000'	48,000'
	6 AWG	2750'	11,000'	4250'	17,000'	6500'	26,000'	8800'	35,200'
	4 AWG	1600'	6400'	2500'	10,000'	3800'	15,200'	4250'	17,000'
	3 AWG	1450'	5800'	2050'	8200'	3100'	12,400'	4200'	16,800'
	2 AWG	1175'	4700'	1700'	6800'	2600'	10,400'	3200'	12,800'
	1 AWG	800'	3200'	1200'	4800'	1850'	7400'	2800'	11,200'
	1/0 AWG	700'	2800'	965'	3860'	1500'	6000'	2250'	9000'
	2/0 AWG	625'	2500'	800'	3200'	1250'	5000'	1900'	7600'
	3/0 AWG	525'	2100'	675'	2700'	1000'	4000'	1500'	6000'
	4/0 AWG	425'	1700'	500'	2000'	750'	3000'	1225'	4900'
	250 KCMIL	365'	1460'	475'	1900'	695'	2780'	1025'	4100'
	300 KCMIL	285'	1140'	375'	1500'	650'	2600'	885'	3540'
	350 KCMIL	250'	1000'	350'	1400'	550'	2200'	725'	2900'
	400 KCMIL	200'	800'	285'	1140'	475'	1900'	700'	2800'
	500 KCMIL	175'	700'	220'	880'	385'	1540'	575'	2300'
	600 KCMIL	125'	500'	150'	600'	300'	1200'	425'	1700'
	750 KCMIL	100'	400'	110'	440'	245'	980'	325'	1300'
	1000 KCMIL	85'	340'	95'	380'	165'	660'	275'	1100'

XHHW-2	XHHW-2 SSE® Wire Size (AWG or KCMIL)	32" Reel		36" Reel		42" Reel		48" Reel	
		Footage per Bay for 4-Bay	Total Footage for 4-Bay	Footage per Bay for 4-Bay	Total Footage for 4-Bay	Footage per Bay for 4-Bay	Total Footage for 4-Bay	Footage per Bay for 4-Bay	Total Footage for 4-Bay
	8 AWG	2900'	11,600'	4500'	18,000'	7100'	28,400'	10,200'	40,800'
	6 AWG	2125'	8500'	3250'	13,000'	5300'	21,200'	7250'	29,000'
	4 AWG	1485'	5940'	2300'	9200'	3550'	14,200'	5000'	20,000'
	3 AWG	1200'	4800'	1925'	7700'	3050'	12,200'	4200'	16,800'
	2 AWG	975'	3900'	1575'	6300'	2500'	10,000'	3000'	12,000'
	1 AWG	735'	2940'	1100'	4400'	1800'	7200'	2700'	10,800'
	1/0	650'	2600'	900'	3600'	1400'	5600'	2300'	9200'
	2/0	525'	2100'	725'	2900'	1200'	4800'	1825'	7300'
	3/0	375'	1500'	600'	2400'	1000'	4000'	1425'	5700'
	4/0	315'	1260'	475'	1900'	700'	2800'	1125'	4500'
	250	275'	1100'	425'	1700'	650'	2600'	950'	3800'
	300	250'	1000'	350'	1400'	575'	2300'	825'	3300'
	350	215'	860'	300'	1200'	525'	2100'	675'	2700'
	400	185'	740'	275'	1100'	450'	1800'	600'	2400'
	500	125'	500'	200'	800'	325'	1300'	500'	2000'
	600	90'	360'	125'	500'	275'	1100'	375'	1500'
	750	85'	340'	90'	360'	200'	800'	250'	1000'
	1000	75'	300'	80'	320'	145'	580'	200'	800'

USE-2	USE-2 Wire Size (AWG or KCMIL)	32" Reel		36" Reel		42" Reel		48" Reel	
		Footage per Bay for 4-Bay	Total Footage for 4-Bay	Footage per Bay for 4-Bay	Total Footage for 4-Bay	Footage per Bay for 4-Bay	Total Footage for 4-Bay	Footage per Bay for 4-Bay	Total Footage for 4-Bay
	8 AWG	2300'	9200'	3550'	14,200'	5550'	22,200'	8250'	33,000'
	6 AWG	1700'	6800'	2550'	10,200'	4200'	16,800'	6200'	24,800'
	4 AWG	1150'	4600'	1800'	7200'	3000'	12,000'	4300'	17,200'
	3 AWG	950'	3800'	1600'	6400'	2600'	10,400'	3800'	15,200'
	2 AWG	800'	3200'	1300'	5200'	2100'	8400'	3000'	12,000'
	1 AWG	600'	2400'	950'	3800'	1400'	5600'	2300'	9200'
	1/0	525'	2100'	800'	3200'	1300'	5200'	2100'	8400'
	2/0	475'	1900'	650'	2600'	1000'	4000'	1785'	7140'
	3/0	400'	1600'	500'	2000'	800'	3200'	1300'	5200'
	4/0	275'	1100'	400'	1600'	600'	2400'	1100'	4400'
	250	200'	800'	350'	1400'	575'	2300'	895'	3580'
	300	175'	700'	285'	1140'	500'	2000'	750'	3000'
	350	150'	600'	215'	860'	485'	1940'	625'	2500'
	400	125'	500'	200'	800'	400'	1600'	525'	2100'
	500	100'	400'	150'	600'	325'	1300'	425'	1700'
	600	75'	300'	75'	300'	225'	900'	325'	1300'
	750	65'	260'	50'	200'	175'	700'	225'	900'
	1000	50'	200'	40'	160'	85'	340'	125'	500'

For aluminum and/or 3-Bay footage chart information, please contact your local Encore Wire Sales Representative.



All Encore Wire products are born in the USA and raised in Texas.
 © 2020 Encore Wire Corporation. All Rights Reserved. Encore is a trademark of Encore Wire Corporation.
 SuperSlick Elite® Manufactured under Patent No. 8,658,576.

1.800.962.9473
 encorewire.com

